



For Library Use

Total Number of Pages 18

B.V.Sc. & A.H. (Part – IV) Examination – 2019
of the Five-Year Degree Course
VETERINARY GYNAECOLOGY AND OBSTETRICS PAPER-I
(MSVE 2008)

Candidate's Roll Number:

In figure

In words

Candidate's Enrolment Number:

Day and date of examination:

Please see for general instructions overleaf.

Signatures of invigilators verifying the details filled by the candidate

Signature of invigilator 1: 2:

Candidate should not write anything below this line

Marks to be filled by the examiner:

Section A		Section B	
Q. No.	Marks	Q. No.	Marks
1.		6.	
2.		7.	
3.		8.	
4.		9.	
5.		10.	
Total		Total	

Total Marks obtained:

In figures: In words:

Signature of examiner:

Donot write across this line

INSTRUCTIONS TO THE CANDIDATES

1. The invigilator and the members of the Flying Squad are empowered to take search of the examinees during the examinations.
2. Candidate should read the question paper and the instructions carefully before they begin to write answers.
3. The candidate will not be allowed to leave the examination hall before one hour from the end of the examination time.
4. Write on the cover page all the required entries correctly and get the signature of the invigilators.
5. Write legibly in the space provided for answer of each questions/sub-questions according to instruction given in the question paper booklet (question paper).
6. Do not write your name on any part of the question paper / answer booklet.
7. Do not leave examination hall without handing over question paper / answer booklet to the invigilator incharge.
8. No leaves should be torn out of the question paper / answer booklet.
9. Candidate attempting to use unfair means or talking to one another will be dealt with severely as per unfair means rules.
10. No written paper or book notes etc. should be brought to examination hall.
11. Total number of pages of question paper / answer booklet be checked before writing.
12. Candidate should not bring in any article other than pens and admit card. Use of Mobiles, calculators on any other electronic device in the examination hall is strictly prohibited.

SPACE FOR ROUGH WORK

B.V.Sc. & A.H. (Part – IV) Examination – 2019

of the Five-Year Degree Course

**VETERINARY GYNAECOLOGY AND OBSTETRICS PAPER-I
(MSVE 2008)**

Time: Three Hours

Maximum Marks: 60

Section A: Veterinary Gynaecology: VGO-411


Marks 30

Section B: Veterinary Obstetrics: VGO-421

Marks 30

Instructions:

- 1) Attempt all questions
- 2) Answer of all questions is to be written in the space provided along with the question in question-booklet.
- 3) Overwriting is not allowed in the objective type question.



SECTION – A

Veterinary Gynaecology: VGO-411

Maximum Marks 30

Q.1 Fill in the blanks.

(9x0.5 = 4.5)

- 1.1 The shape of ovaries in mare is _____ like.
- 1.2 Corpus luteum of pregnancy is also known as _____.
- 1.3 In cattle, third follicular wave start on day _____ of estrous cycle.
- 1.4 PSP dye test is done to diagnose _____ in cows.
- 1.5 _____ hormone withdrawal is responsible for post estrual bleeding in certain cows.
- 1.6 Gestation period in swine is _____ days.
- 1.7 Cervical mucus agglutination test is performed for the diagnosis of _____.
- 1.8 Sheep is an example of _____ day breeder.
- 1.9 Embryos filter has sieve with pore size of _____.

Q.2 Choose the most suitable answer and write the number of the correct answer 1 or 2 or 3 or 4 in the space given against each sub question:

(9x0.5 = 4.5)

- 2.1 Which one is anti-prolactin drug ()
 1. Bromocriptine
 2. Cabergoline
 3. Both
 4. None of the
- 2.2 Maternal recognition of pregnancy in cows occur at ()
 1. 12th day
 2. 16th day
 3. 28th day
 4. None of them

- 2.3 Cuboni test can be performed for pregnancy diagnosis in following ()
1. Camel
2. Sheep
3. Cow
4. Mare
- 2.4 The first embryo transfer was performed by ()
1. Barbic and Herry
2. Haepe
3. Willet
4. None of them
- 2.5 When a second conception occurs in uterus already containing atleast one live fetus ()
1. Superfecundation
2. Superfetation
3. Teleology
4. Multiple pregnancy
- 2.6 Female after service shows straining symptoms suffering with ()
1. White heifers' disease
2. Venereal Granuloma
3. Vaginitis
4. Metritis
- 2.7 Cow is said to be repeat breeder if served more than _____ time with fertile semen ()
1. Two
2. One
3. Four
4. Three
- 2.8 Day of parturition is decided by;- ()
1. Fetus
2. Both
3. Dam
4. None
- 2.9 A rough rasp like corrugations on cranial part of vaginal mucus is a patholognomic lesion of ()
1. IBR
2. IPV
3. Brucellosis
4. Trichomoniasis

Q.3 Attempt any nine out of the following twelve questions. Answer of each question should be in 2 to 3 lines. (9x1= 9)

- 3.1 Write short notes on pseudopregnancy in canines.

3.2 Briefly write down about true anestrus in buffalo ?

3.3 Briefly explain about methods of synchronization of estrus in buffaloes.

3.4 Write down about anovulation and its treatment in crossbred cow.



3.5 Write down about importance of body condition scoring association with fertility.

3.6 Describe five primary signs to confirm the pregnancy in cow by per rectal examination?

3.7 Write down in short notes on puberty and sexual maturity in cattle.

3.8 Write down short notes on induced lactation in cow.

3.9 Explain follicular dynamics in cattle.

3.10 Briefly explain about Transmissible venereal tumor in bitches.

3.11 Discuss about white side test.

3.12 Write about prevention of brucellosis in bovines.

Do not write across this line

4.4 Define repeat breeder cows. Write down etiology and line of treatment for repeat breeding.

Q.5 Answer the following question in 1-2 pages (attempt any one). (1x6 = 6)

- 5.1 Define estrus cycle. Explain in detail about hormonal control of estrus cycle in cattle.
- 5.2 Enlist the different forms of infertility in domestic animals.

Do not write across this line

Please write your Roll Number above this line

Handwriting practice area consisting of 20 horizontal dashed lines. A large diagonal line is drawn across the page from the bottom-left to the top-right.



Do not write across this line

SECTION – B

Veterinary Obstetrics: VGO-421

Maximum Marks 30

Q.6 Fill in the blanks.

(9x0.5 = 4.5)

- 6.1 Enlarged fetus due to excessive accumulation of fluid _____
- 6.2 Drug which quiets the uterine contraction _____
- 6.3 Primary uterine inertia delays _____ stage of parturition.
- 6.4 _____ is the branch of obstetrics dealing with measurement of pelvic diameter.
- 6.5 Expulsion of a live or dead fetus of a recognizable size which cannot survive before term is known as _____
- 6.6 Relation between the spinal axis of the fetus to that of the dam is known as _____
- 6.7 In ruminants _____ type of fetal mummification is predominant.
- 6.8 In bitches, the colour of lochial discharge is _____ due to presence of _____ pigment.
- 6.9 Changing of presentation of fetus from transverse to longitudinal, during handling of dystocia is known as _____.

Q.7 Choose the most suitable answer and write the number of the correct answer 1 or 2 or 3 or 4 in the space given against each sub question:

(9x0.5 = 4.5)

- 7.1 Gestation period in porcine is days. ()
 - 1. 104
 - 2. 114
 - 3. 144
 - 4. 164
- 7.2 Early pregnancy factor can be detected by ()
 - 1. Tube agglutination test
 - 2. Rosette inhibition test
 - 3. RBPT
 - 4. ELISA
- 7.3 Uterine torsion is more common in bovines due to ()
 - 1. Cornual pregnancy
 - 2. Attachment ligament
 - 3. Typical pattern of lying down and getting up
 - 4. All

- 7.4 Retention of fetal membrane and necrotic placentitis is common in abortion due to ()
1. Trichomoniasis
 2. Vibriosis
 3. Brucellosis
 4. B & C
- 7.5 Expulsion of dead fetus at completion of gestation period is known as ()
1. Abortion
 2. Premature
 3. Still birth
 4. Eutokia
- 7.6 Uterine involution in mare is completed by ()
1. 10 days postpartum
 2. 22 days postpartum
 3. 40 days postpartum
 4. 45 days postpartum
- 7.7 Which of the following vulval suture technique has the least disadvantage for the retention of pre partum cervico vaginal prolapsed ()
1. Caslick operation
 2. Buhner's suture
 3. horizontal mattress suture
 4. Quill suture
- 7.8 Prolapse or eversion of the uterus is called as ()
1. Casting of the Wethers
 2. Casting of the calf bed
 3. Casting of the cattle
 4. Both 1 & 2
- 7.9 In ageing females early embryonic mortality may result due to ()
1. Hormonal imbalance
 2. Poor egg quality
 3. High rise of temperature
 4. None

Q.8 Attempt any nine out of the following twelve questions. Answer of each question should be in 2 to 3 lines. (9x1= 9)

8.1 Explain differential diagnosis of three months of pregnancy in bovines with Mucometra.

8.2 Write short notes on epidural anesthesia.

8.3 Briefly discuss about fetal maceration.



8.4 Write a short note on dog sitting position.

8.5 Define still birth, abortion and premature birth.

8.6 Write down signs of parturition in mare.

Do not write across this line

Please write your Roll Number above this line

8.7 Explain classification of placenta with examples on the basis of morphology.

8.8 Write down short note on ring womb.

8.9 Explain fetal mummification in sow.

8.10 Write short note on Uterine inertia.

8.11 Define abortion and enlist various causes of abortion in bovines.


Do not write across this line

Do not write across this line

8.12 Write short note on Caslick's Vulvoplasty.

Q.9 Attempt any three out of the following four questions. Answer of each question should be in 5 to 8 lines. (3x2 = 6)

9.1 Describe briefly the diseases and accidental during gestation.



9.2 Define parturition, briefly describe mechanism of initiation of parturition.

Please write your Roll Number above this line

9.3 Discuss about Mutation Operation.

9.4 Discuss etiology, diagnosis and treatment of post partum cervico – vaginal prolapse in cattle.


Q.10 Answer the following question in 1-2 pages (attempt any one). (1x6 = 6)

10.1 Define the causes of dystocia with the help of detailed flow chart.

10.2 Describe the causes of Uterine torsion, diagnosis and its correction in buffaloes.

Please write your Roll Number above this line

Q. No.



Please write your Roll Number above this line



Donot write across this line